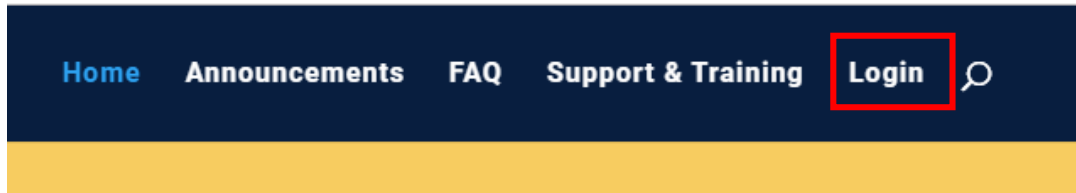


Importing from Web of Science in Panther180 Tutorial

*Updated Spring 2019

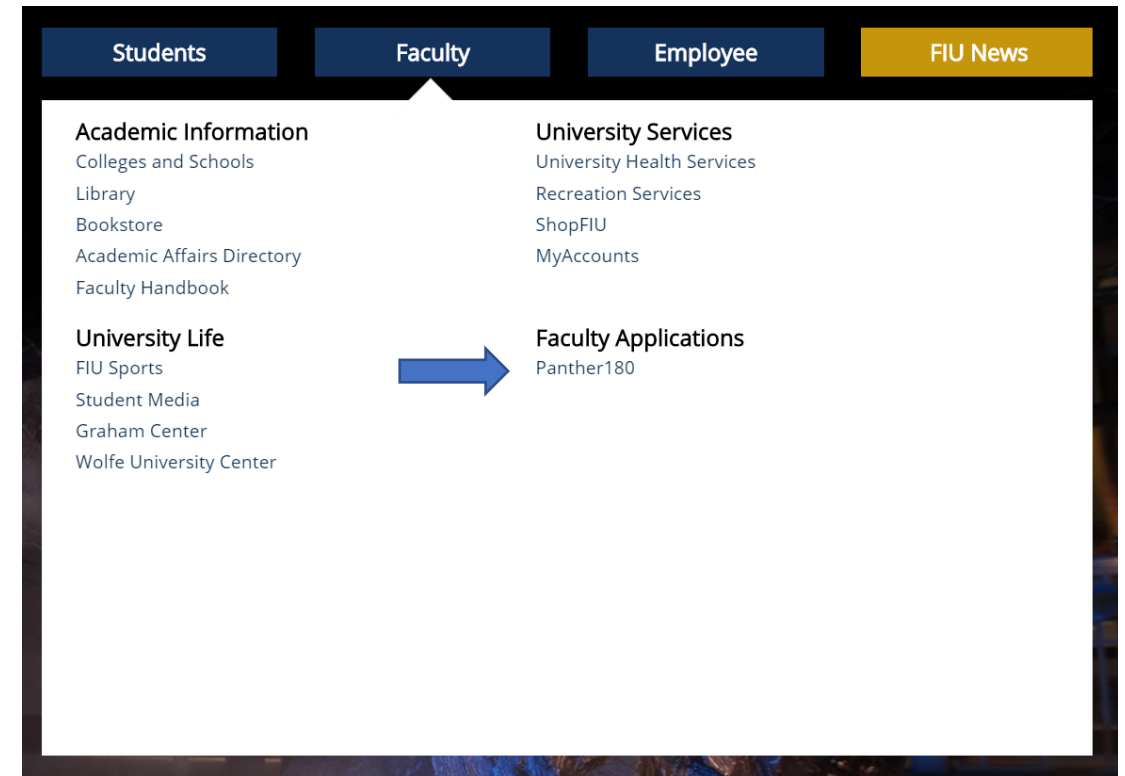
How Do I Login to Panther180?

- <http://panther180.fiu.edu>




OR

- <https://my.fiu.edu>
- Click on Faculty tab > Faculty Applications > Panther180



Single Sign-On has been implemented which allows faculty to login with their AD credentials

 **FLORIDA INTERNATIONAL UNIVERSITY**
Division of Information Technology

MyFIUMyAccountsFIU HomeDoIT

Log In

Enter your FIU Username and Password
(e.g.: jdoe001)

FIU Username

Password

☐ Warn me before logging me into other sites.

LOGIN

Need Help Logging In?

If you forgot your FIU Password, [click here](#).

If you forgot your FIU Username, [click here](#).

If you still have trouble logging in, contact the IT Support Center online at it.fiu.edu or by calling 305-348-2284.

For security reasons, please log out and close your browser after each session.

Importing from Web of Science

Select the “Add” button within the Scholarly Publications section to start the importing process.



Panther180

- Announcements & Help
- Profile
- Activities**
- Evaluations
- Forms & Reports
- Vitas & Biosketches
- Find Colleagues
- Account Access
- Administration

Review, Promotion and Tenure

- Cases
- Templates
- Administration

Jump to Section ▾

- ▶ Courses Taught
- ▶ Teaching Innovation and Evidence of Other Relevant Teaching Activities
- ▶ Student Supervision/Mentoring
- ▼ **Scholarly Publications and Creative Activities**

*By **archiving full text** versions of your articles and research in FIU's [Institutional Repository](#), the Libraries will email **documentation**. You retain the fullest extent of your author's rights for all work in the Institutional Repository. Find*

Search:

Type	Title	Outlet	Year Pub
------	-------	--------	----------

Add

- ▶ Research/Grants

Once you click the "Add" button in the Scholarly Publications and Creative Activities section, you will see the information below.

Scholarly Publications and Creative Activities

Manual Input ?

Select ▼

or

Import ?

☐ Generic (RIS / BibTeX)

☐ Medline / PubMed [Copyright and Disclaimer Notice](#)

☒ Web of Science ®

Continue

Cancel

Select “Web of Science” and click “Continue”. For importing purposes, do not touch the drop down under manual input.

Import from Web of Science ®

Quicklinks ▾

A Search

Maximum Records	25 ▾	
Hide Duplicates	<input type="checkbox"/>	
Search Field ▴	Search Word / Term	Remove
Select ▾	<input type="text"/>	<input type="button" value="✕"/>
<input type="button" value="Search"/> <input type="button" value="Cancel"/>		<input type="button" value="Add Field"/>

In the “Search Field”, you can find your publications by selecting a search field from the drop down. You can search by DOI, Name, etc.

You can add multiple search fields by selecting “Add Field”.

In the “Search Word / Term” text box, enter the word or term that fits best to match what you have selected in the Search Field dropdown.

Select “Search” when ready to continue.

Checkmark the publications that you would like to import. Click “Import Selected” to continue.

Select	Authors	Title	Journal	Year Published
<input checked="" type="checkbox"/>	Lorem ipsum dolor sit amet, sed inimicus accommodare te. Quot occurreret ius	Quot occurreret ius no, per inani deserunt ex	Euismod splendide	2017
<input checked="" type="checkbox"/>	Eu his quis fierent. Ei tantas inductum duo, ignota tractatos molestiae ius te, ne quo iriure veritus.	Simul nonumes ex ius. Timeam impedit duo ex, vis eius deseruisse at. Porro appellantur ne, ea ferri movet scaevola est.	Ut probo nulla vim. Quo ad invenire tractatos. Usu latine tacimates hendrerit an.	2016
<input checked="" type="checkbox"/>	Lorem ipsum dolor sit amet, sed inimicus accommodare te. Quot occurreret ius Cu elit.	Mei quis quaeque detracto at, ne fabellas verterem mei. Nulla corpora	Porro appellantur ius ne, ea ferri movet scaevola est.	2015
<input type="checkbox"/>	Lorem ipsum dolor sit amet, sed inimicus accommodare te. Quot occurreret ius Cu elit.	Ne mea illum legere erroribus, in primis tacimates imperdiet pri	Ut probo nulla vim. Quo ad invenire tractatos. Usu latine tacimates hendrerit an.	2003
<input type="checkbox"/>	Simul nonumes ex ius. Timeam impedit duo ex, vis eius deseruisse at.	Eos bonorum admodum liberavisse ut. His cu virtute eleifend, id nam aequae splendide. Vis ex magna veritus copiosae.	Porro appellantur ius ne, ea ferri movet scaevola est.	1995

Import Selected

Cancel

If you have imported from Web of Science in the past, you will notice that some publications have a line through them. These will not be allowed to be imported again.

After clicking the “Import selected” button, the next screen will allow you to make a small adjustment. Make sure that each publication has the correct semester and year. Click save.

Authors ^	Title ^	Journal ^	Year Published ^	Semester ^	Year ^
Lorem ipsum dolor sit amet, sed inimicus accommodare te. Quot occurreret ius Cu elit.	Mei quis quaeque detracto at, ne fabellas verterem mei. Nulla corpora	Porro appellantur ius ne, ea ferri movet scaevola est.	2014	Fall ▼	2014 ▼

Save

Cancel

After clicking save, the system will show you the total amount of publications that were imported. From here, you can go back into the Scholarly Publications and Creative Activities section to see the newly imported publications.

A Imported Activity Counts

Total Activities	Imported Activities	Duplicate Activities	Exact Duplicate Activities
1	1	0	0

[Go Back](#)

Questions?

Panther180@fiu.edu or call 305-348-2169

Register for training sessions at <http://professionaldevelopment.fiu.edu>

1. click on “Enroll”
2. Select “Academic Affairs” from Department List
3. Select Panther180 Open Labs
4. Select desired session and hit “Select”
5. Select “Confirm Pending Enrollments”