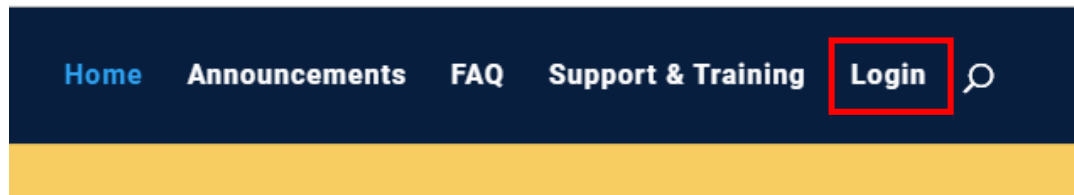


# Submitting Non-Tenure Track Promotion Files in Panther180 **Step-By-Step Guide**

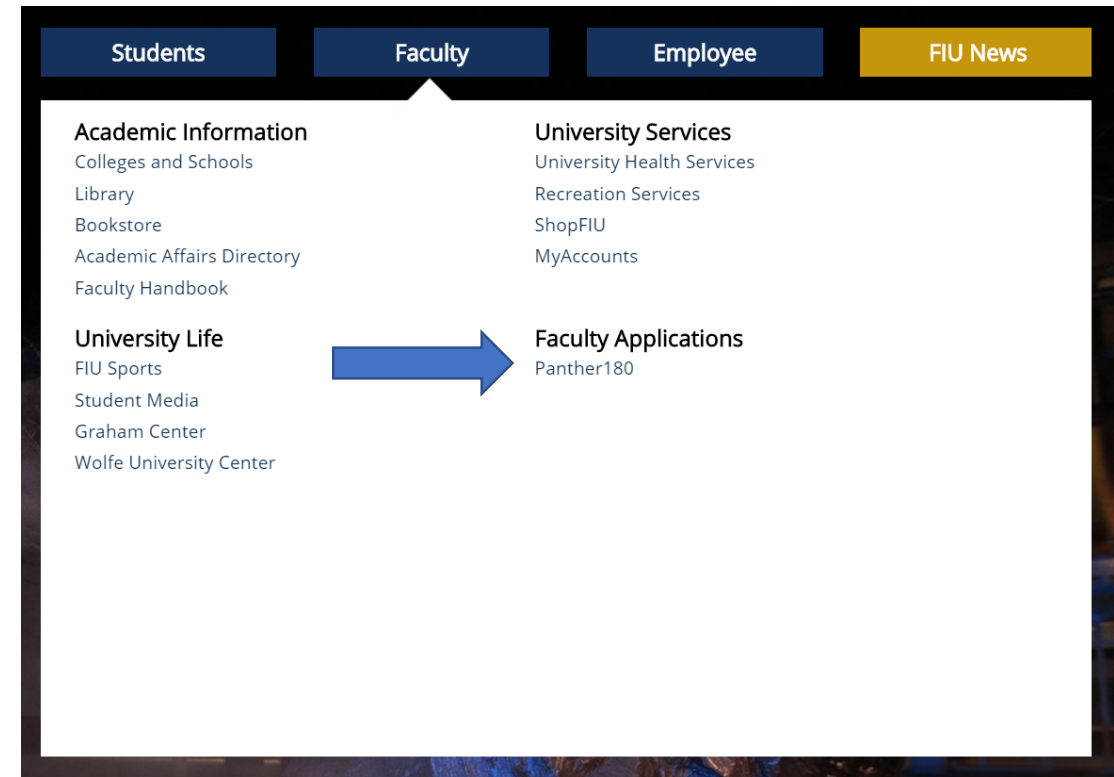
\*Updated Summer 2019

# Login to Panther180

- <http://panther180.fiu.edu>



- <https://my.fiu.edu>
- Click on Faculty tab > Faculty Applications > Panther180



Single Sign-On has been implemented which allows faculty to login with their AD credentials



The image shows a screenshot of the Florida International University (FIU) login page. At the top, there is a dark blue header with the FIU logo and the text "FLORIDA INTERNATIONAL UNIVERSITY Division of Information Technology". Below the header are four yellow navigation buttons: "MyFIU", "MyAccounts", "FIU Home", and "DoIT". The main content area is divided into two sections. On the left is the "Log In" form, and on the right is a "Need Help Logging In?" section.

**Log In**

Enter your FIU Username and Password  
(e.g.: jdoe001)

FIU Username

Password

Warn me before logging me into other sites.

**LOGIN**

**Need Help Logging In?**

If you forgot your FIU Password, [click here](#).

If you forgot your FIU Username, [click here](#).

If you still have trouble logging in, contact the IT Support Center online at [it.fiu.edu](http://it.fiu.edu) or by calling 305-348-2284.

For security reasons, please log out and close your browser after each session.

# Click on the Dashboard Message

Welcome back, Roary I Panther

## Your Action Items

[2019-2020 Non-Tenure Track Promotion Application](#)

Activity Input | 2019-05-01 12:00 am - 2019-08-29 11:59 pm | Panther180

Due: **Aug 29, 2019**



# Forms & Reports

Activity Input

Quicklinks 

## 2019-2020 Non-Tenure Track Promotion NTTP

Activity Period

Fall 2013 - Fall 2019

Status

Not Submitted, Last updated on May 1, 2019

Preview

Preview CV

Submit For Review

Save and Go Back

Cancel

- ▶ Courses Taught
- ▶ Teaching Innovation and Evidence of Other Relevant Teaching Activities
- ▶ Student Supervision/Mentoring
- ▶ Scholarly Publications and Creative Activities
- ▶ Research/Grants
- ▶ Professional Honors, Prizes, Fellowships
- ▶ University Committees
- ▶ Other Institutional Service
- ▶ External Service
- ▶ Professional Development
- ▶ Consulting
- ▶ Engagement Activities
- ▶ Additional Documents

 Show All |  Hide All

Fill out each section if the information is missing. Most information can be inputted throughout the year in your activities section.

**Submit For Review:** This button will submit your Self-Evaluation once you are complete.

**Save and Go Back:** This button is your save feature; you may save as many times as needed up until the due date. Please note your evaluation will not be submitted if you only use the save button.

**Preview CV:** This button is used to see what your evaluation will look like to whomever is evaluating your evaluation.

Submit For Review Save and Go Back Cancel

If there are any sections that say, “Activities require your attention,” what you need to do for those is the following:

1. Under the “Actions” column, update the information of whether the activity is still ongoing, or it has ended. (For Scholarly Publications, state whether the work has been completed, is in progress, submitted, etc.)
2. When finished reviewing and updating, click the “Update” button at the bottom of each of these sections.

▼ University Committees

Activities require your attention

? Help

Committee Name	Start Term	End Term	Actions
Faculty Development Committee	Fall 2012	Ongoing	<input checked="" type="radio"/> Ongoing Activity <input type="radio"/> Activity Ended

Add View All

Update

▼ External Service

Activities require your attention

? Help

Title	Organization	Description	Start Term	End Term	Actions
Title	Organization	dgsdg'klmfd'neg	Fall 2017	Ongoing	<input checked="" type="radio"/> Ongoing Activity <input type="radio"/> Activity Ended

Add View All

Update

At the bottom of your application you may add any additional supporting information. If you save, you can come back to the evaluation and add more documents until you submit.

▶ Professional Development

? Help

▶ Contributed Letters of Evaluation (If applicable)

? Help

▼ Additional Documents

? Help

Document Name



Start Semester



End Semester



Actions

Add

View All



Once your application is complete and you have added all documents, select the “Submit For Review” button. This button is located on the top and bottom of your self-evaluation.

---

2019-2020 Non-Tenure Track Promotion NTTP

**Activity Period**

Fall 2013 - Fall 2019

**Status**

Not Submitted, Last updated on May 1, 2019


**Preview**

[Preview CV](#)

[Submit For Review](#)

[Save and Go Back](#)

[Cancel](#)





# Questions?

[Panther180@fiu.edu](mailto:Panther180@fiu.edu) or call 305-348-2169

Register for training sessions at <http://professionaldevelopment.fiu.edu>

1. click on “Enroll”
2. Select “Academic Affairs” from Department List
3. Select Panther180 Open Labs
4. Select desired session and hit “Select”
5. Select “Confirm Pending Enrollments”